


Metal Film Resistors

General Type

Normal & Miniature Style [MFR Series]



INTRODUCTION

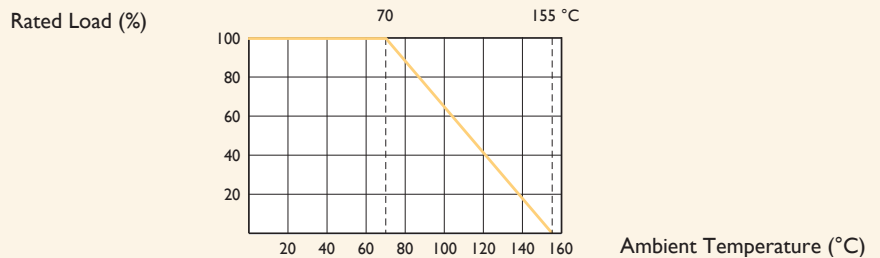
The MFR Series Metal Film Resistors are manufactured using a vacuum sputtering system to deposit multiple layers of mixed metal alloys and passivative materials onto a carefully treated high grade ceramic substrate. After a helical groove has been cut in the resistive layer, tinned connecting leads of electrolytic copper are welded to the end-caps. The resistors are coated with layers of blue color lacquer.

FEATURES

Power Rating	1/6W, 1/4W, 1/2W, 1W, 2W, 3W
Resistance Tolerance	±0.5%, ±1%, ±2%, ±5%
T.C.R.	±50ppm/°C, ±100ppm/°C

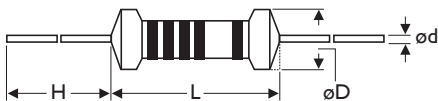
DERATING CURVE

For resistors operated in ambient temperatures above 70°C, power rating must be derated in accordance with the curve below.



DIMENSIONS

Unit: mm



STYLE		DIMENSION			
Normal	Miniature	L	øD	H	ød
MFR-12	MFR25S	3.4±0.3	1.9±0.2	28±2.0	0.45±0.05
MFR-25	MFR50S	6.3±0.5	2.4±0.2	28±2.0	0.55±0.05
MFR-50	MFR1WS	9.0±0.5	3.3±0.3	26±2.0	0.55±0.05
MFR100	MFR2WS	11.5±1.0	4.5±0.5	35±2.0	0.8±0.05
MFR200	MFR3WS	15.5±1.0	5.0±0.5	33±2.0	0.8±0.05

Note:

ELECTRICAL CHARACTERISTICS

STYLE	MFR-12	MFR25S	MFR-25	MFR50S	MFR-50	MFR1WS	MFR100	MFR2WS	MFR200	MFR3WS
Power Rating at 70°C	1/6W	1/4W		1/2W		1W		2W		3W
Maximum Working Voltage	200V		250V	300V	350V	400V	500V			
Maximum Overload Voltage	400V		500V	600V	700V	800V	1,000V			
Voltage Proof on Insulation	300V	400V	500V			700V	1,000V			
Resistance Range	1Ω - 4M7Ω & for E24 & E96 series value									
Operating Temp. Range	-55°C to +155°C									
Temperature Coefficient	±50ppm/°C, ±100ppm/°C									

Note: Special value is available on request

ENVIRONMENTAL CHARACTERISTICS

PERFORMANCE TEST	TEST METHOD		APPRAISE
Short Time Overload	IEC 60115-1 4.13	2.5 times RCWV for 5 sec. (Not more than maximum Overload Voltage)	±0.25%+0.05Ω
Voltage Proof on Insulation	IEC 60115-1 4.7	In V-Block for 60 sec., test voltage as above table	No Breakdown
Temperature Coefficient	IEC 60115-1 4.8	Between -55°C to +155°C	By type
Insulation Resistance	IEC 60115-1 4.6	in V-block for 60 Sec.	>10,000MΩ
Solderability	IEC 60115-1 4.17	245±5°C for 3±0.5 Sec.	95% Min. coverage
Solvent Resistance of Marking	IEC 60115-1 4.30	IPA for 5±0.5 Min. with ultrasonic	No deterioration of coatings and markings
Robustness of Terminations	IEC 60115-1 4.16	Direct load for 10 Sec. in the direction of the terminal leads	≥2.5kg (24.5N)
Periodic-pulse Overload	IEC 60115-1 4.39	4 times RCWV 10,000 cycles (1 Sec. on, 25 Sec. off)	±1.0%+0.05Ω
Damp Heat Steady State	IEC 60115-1 4.24	40±2°C, 90-95% RH for 56 days, loaded with 0.1 times RCWV	±1.5%+0.05Ω
Endurance at 70°C	IEC 60115-1 4.25	70±2°C at RCWV (or Umax., Whichever less) for 1,000 Hr. (1.5Hr.on, 0.5Hr. Off)	±1.5%+0.05Ω
Temperature Cycling	IEC 60115-1 4.19	-55°C ⇌ Room Temp. ⇌ +155°C ⇌ Room Temp. (5 cycles)	±0.75%+0.05Ω
Resistance to Soldering Heat	IEC 60115-1 4.18	260±3°C for 10±1 Sec., immersed to a point 3±0.5mm from the body	±0.25%+0.05Ω

Note: RCWV(Rated Continuous Working Voltage) = $\sqrt{\text{Power Rating} \times \text{Resistance Value}}$ or Max. working voltage listed above, whichever less.

Revision: 2020

Mouser Electronics

Authorized Distributor

Click to View Pricing, Inventory, Delivery & Lifecycle Information:

Yageo:

[MFR50SFTE52-0R22](#) [MFR50SFTE52-0R39](#) [MFR50SFTE52-0R68](#) [MFR50SFTE52-100K](#) [MFR50SFTE52-100R](#)
[MFR50SFTE52-102K](#) [MFR50SFTE52-102R](#) [MFR50SFTE52-105K](#) [MFR50SFTE52-105R](#) [MFR50SFTE52-107K](#)
[MFR50SFTE52-107R](#) [MFR50SFTE52-10K2](#) [MFR50SFTE52-10K5](#) [MFR50SFTE52-10K7](#) [MFR50SFTE52-10M](#)
[MFR50SFTE52-10R](#) [MFR50SFTE52-10R7](#) [MFR50SFTE52-110K](#) [MFR50SFTE52-110R](#) [MFR50SFTE52-113K](#)
[MFR50SFTE52-113R](#) [MFR50SFTE52-115K](#) [MFR50SFTE52-115R](#) [MFR50SFTE52-118K](#) [MFR50SFTE52-118R](#)
[MFR50SFTE52-11K](#) [MFR50SFTE52-11K3](#) [MFR50SFTE52-11K5](#) [MFR50SFTE52-11K8](#) [MFR50SFTE52-11R](#)
[MFR50SFTE52-11R3](#) [MFR50SFTE52-11R5](#) [MFR50SFTE52-120K](#) [MFR50SFTE52-120R](#) [MFR50SFTE52-121K](#)
[MFR50SFTE52-121R](#) [MFR50SFTE52-124K](#) [MFR50SFTE52-124R](#) [MFR50SFTE52-127K](#) [MFR50SFTE52-127R](#)
[MFR50SFTE52-12K](#) [MFR50SFTE52-12K1](#) [MFR50SFTE52-12K4](#) [MFR50SFTE52-12K7](#) [MFR50SFTE52-12R](#)
[MFR50SFTE52-12R1](#) [MFR50SFTE52-12R4](#) [MFR50SFTE52-12R7](#) [MFR50SFTE52-130K](#) [MFR50SFTE52-130R](#)
[MFR50SFTE52-133K](#) [MFR50SFTE52-133R](#) [MFR50SFTE52-137R](#) [MFR50SFTE52-13K](#) [MFR50SFTE52-13K3](#)
[MFR50SFTE52-13K7](#) [MFR50SFTE52-13R](#) [MFR50SFTE52-13R3](#) [MFR50SFTE52-13R7](#) [MFR50SFTE52-140K](#)
[MFR50SFTE52-140R](#) [MFR50SFTE52-143K](#) [MFR50SFTE52-143R](#) [MFR50SFTE52-147K](#) [MFR50SFTE52-147R](#)
[MFR50SFTE52-14K](#) [MFR50SFTE52-14K3](#) [MFR50SFTE52-14K7](#) [MFR50SFTE52-14R7](#) [MFR50SFTE52-150K](#)
[MFR50SFTE52-154K](#) [MFR50SFTE52-154R](#) [MFR50SFTE52-158K](#) [MFR50SFTE52-15K](#) [MFR50SFTE52-15K4](#)
[MFR50SFTE52-15K8](#) [MFR50SFTE52-15R](#) [MFR50SFTE52-160K](#) [MFR50SFTE52-160R](#) [MFR50SFTE52-162K](#)
[MFR50SFTE52-162R](#) [MFR50SFTE52-165K](#) [MFR50SFTE52-165R](#) [MFR50SFTE52-169K](#) [MFR50SFTE52-16K](#)
[MFR50SFTE52-16K2](#) [MFR50SFTE52-16K5](#) [MFR50SFTE52-16K9](#) [MFR50SFTE52-16R](#) [MFR50SFTE52-174K](#)
[MFR50SFTE52-178K](#) [MFR50SFTE52-178R](#) [MFR50SFTE52-17K4](#) [MFR50SFTE52-17K8](#) [MFR50SFTE52-17R4](#)
[MFR50SFTE52-17R8](#) [MFR50SFTE52-180K](#) [MFR50SFTE52-180R](#) [MFR50SFTE52-182K](#) [MFR50SFTE52-182R](#)